

# Dance With the Paper

Quiq Labs



**Duration:** 1 Hour(s)

**Category:** Arts & Crafts

**Tags:** CINCO DE MAYO EVENTS

**Grade(s):** K 1ST 2ND 3RD 4TH

**Number of Students:** 20

**Enrichment Components:**

D.I.Y

## Description:

In this activity, the students will make poncho crafts out of shopping paper bags that they usually set aside after taking their groceries. They will showcase their creativity and resourcefulness at the same time.

## Objective:

The students should be able to repurpose shopping paper bags to make a colorful ponchos for Cinco de Mayo.

**Quality Standards:** Active and Engaged ; Safe and Supportive Environment

## Materials & Supplies:

Items	Qty	Vendor
1. Large Paper Shopping Bag	20 pcs	Amazon
2. Marker	20 pcs	Walmart
3. Green Paint	5 pcs	Walmart
4. Red Paint	5 pcs	Walmart
5. Yellow Paint	5 pcs	Walmart
6. Paint Brush	20 pcs	Walmart
7. Cup	20 pcs	Walmart
8. Pencil	20 pcs	Walmart
9. Ruler	20 pcs	Walmart
10. Scissors	20 pcs	Walmart
11. Water	may vary	Sink or Faucet

### Vocabulary Terms:

1. **Cinco de Mayo:** a yearly celebration held on May 5, which commemorates the anniversary of Mexico's victory over the Second French Empire at the Battle of Puebla in 1862, led by General Ignacio Zaragoza.

2. **Poncho:** an outer garment designed to keep the body warm. It is usually made from a rectangle of cloth, with a slit in the middle for the head. The poncho was one of the typical clothes of many South American and Mexican cultures.

### Preparation:

The tutor must:

- Group the students into five groups so they can share the use of paints.
- Assign the students to their workstations.
- Place 4 cups of water on each workstation. The students will have to dip their paintbrush in the glass of water to clean it before using another color of paint.



## Introduction:

The students will be asked the following questions by the tutor:

- What do you do with your paper bags at home after shopping?
- Have you tried making crafts using those paper bags?

The tutor will then tell the students that they will make ponchos out of paper bags in celebration of Cinco de Mayo.

## Activity Steps:

<p><b>Step 1:</b></p> <p>The tutor will distribute the following materials to each student:</p> <ul style="list-style-type: none"><li>• A shopping bag</li><li>• A marker</li><li>• A pencil</li><li>• A ruler</li><li>• A pair of scissors</li><li>• A paintbrush</li></ul> <p>The green, red, and yellow paints will be shared by each group.</p>	
<p><b>Step 2:</b></p> <p>Start by removing the handle of the shopping bag, if there is any.</p>	

**Step 3:**

Then, draw and cut a hole at the bottom part of the paper bag that is big enough to fit your head. Enlarge the hole if you feel uncomfortable with it.




**Step 4:**

Cut both sides of the paper bag and leave it open.



**Step 5:**


If the bag is too big, trim it to size that would fit your size.



**Step 6:**

Using the paintbrush, the red, green, and yellow paints, and the marker, you may now paint your paper bag punch with a touch of Cinco de Mayo inspiration. You may freely use lines, dots, and shapes for the design.

Once done, set them aside to dry.



**Step 7:**

Try on your paper poncho bag and dance with some Cinco de Mayo music in the background!

**Clean Up:**

The students should place the excess papers in a recycle bin, and all the reusable materials must be handed over to the tutor for safekeeping. They must also wipe their workstations and wash their hands.

**Conclusion:**

Once the paper bag ponchos are dry, let the students wear them as they dance along some Cinco de Mayo tunes.

**Social Emotional Learning:**

**Growth Mindset:** Young people believe that they can, through their own efforts, grow in their intelligence and abilities.

**Self-Efficacy:** Young people believe in their own capabilities and their ability to learn, achieve goals, and succeed.

**Interpersonal Skills:** Young people use effective communication and collaboration skills to establish and maintain positive and productive relationships.